

# **Storage and Disposal Workgroup Meeting**

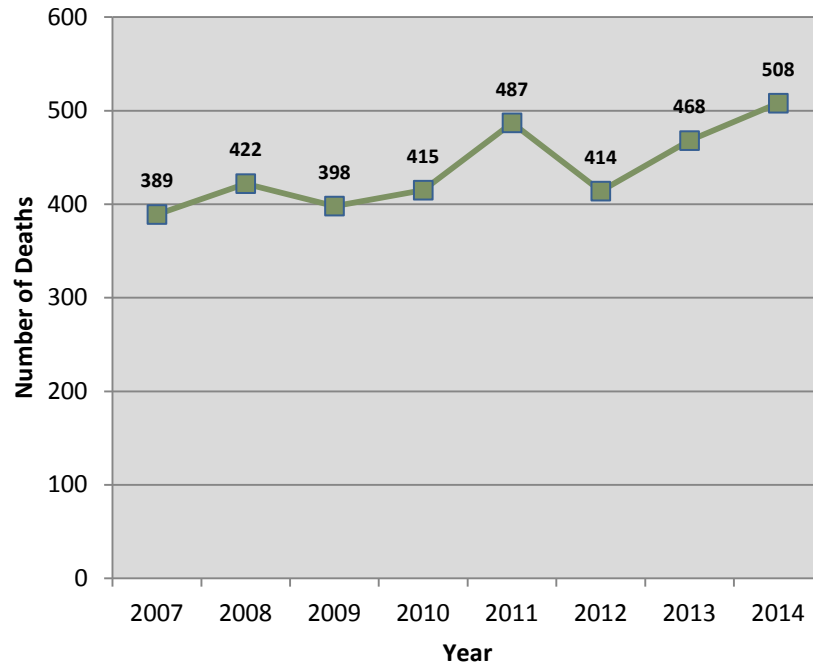
**Executive Order 29**

**Governor's Taskforce on Prescription Drug  
and Heroin Abuse**

***November 12, 2014***

# Prescription Opiate Drugs

Number of Fatal Prescription Opioid Overdoses by Year, 2007-2014\*



- 4 % average annual increase over 7 years
- 13% increase from 2012 to 2013
- 9% projected increase from 2013 to 2014

<sup>1</sup> Heroin and prescription drug deaths are tallied separately. Where heroin and prescription opioids caused or contributed to death, decedents will be counted twice.

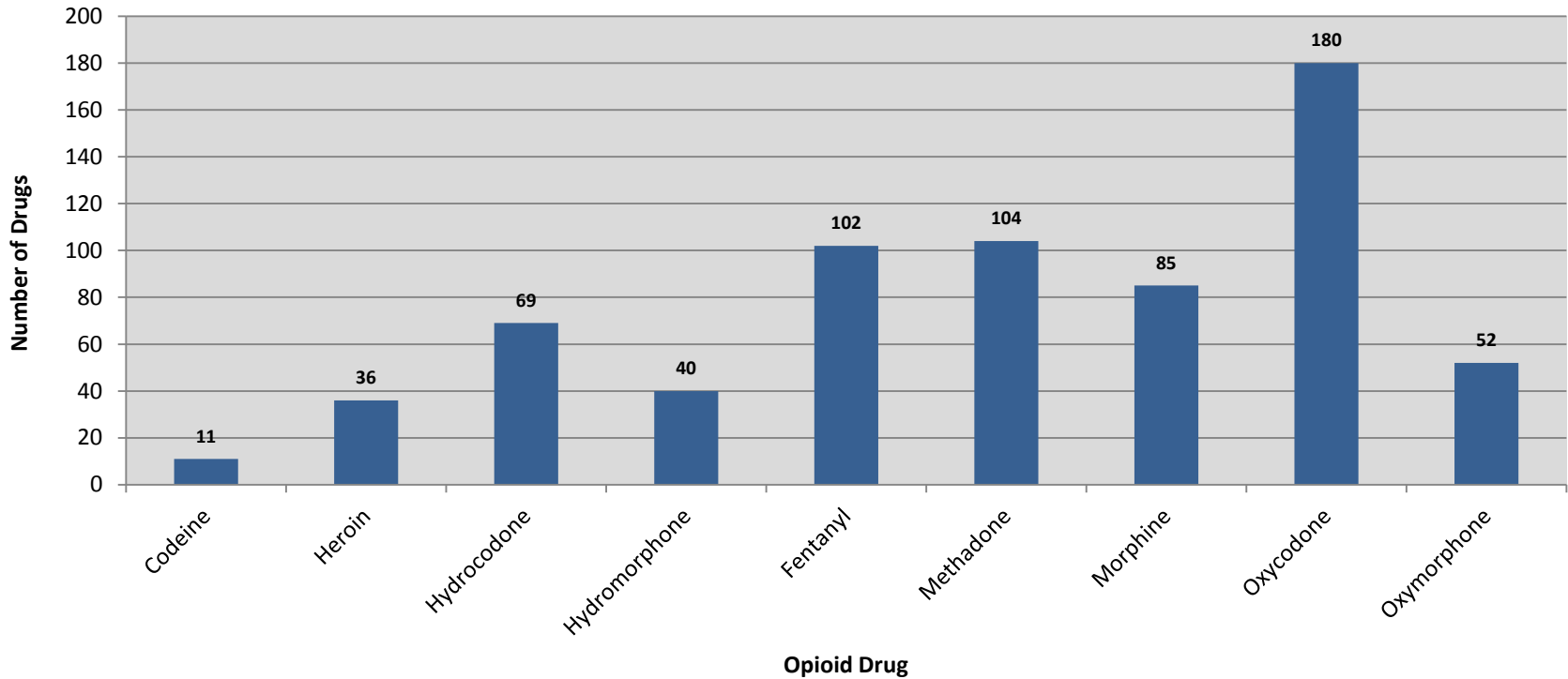
<sup>2</sup> Prescription opioid deaths are drug/poison deaths where one or more prescription opioids caused or contributed to death.

<sup>3</sup> The number of fatal prescription opioid overdoses in 2014 is estimated based upon data for January 1, 2014 to June 30, 2014.



# Heroin and Prescription Opioids

**Number of Opioid Drugs Causing or Contributing to Death in Fatal Prescription Opioid Overdoses (n=468), 2013**



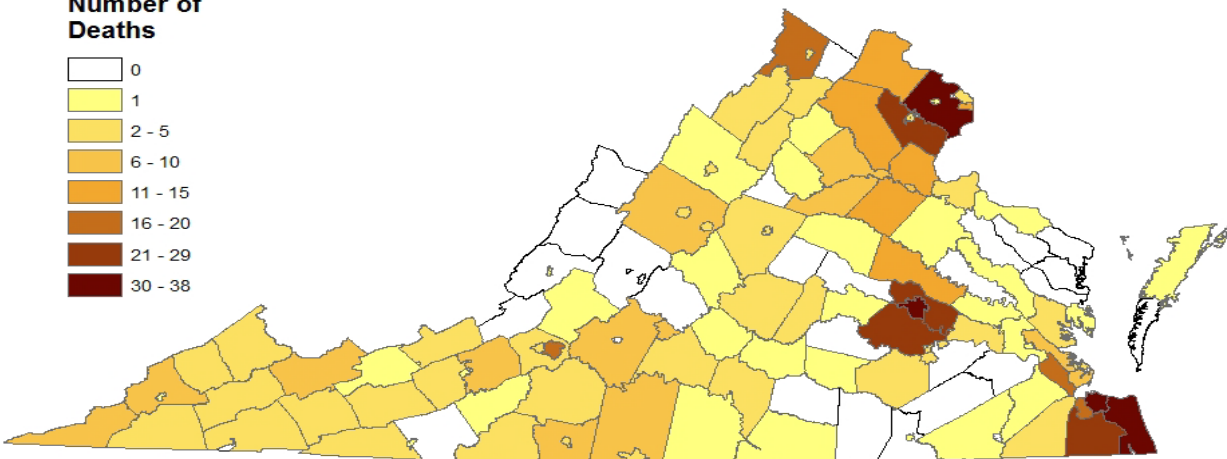
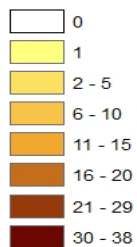
<sup>1</sup> Prescription opioid deaths may have more than 1 opioid causing or contributing to death

<sup>2</sup> Morphine is not reported for heroin deaths due to it being a metabolite of heroin



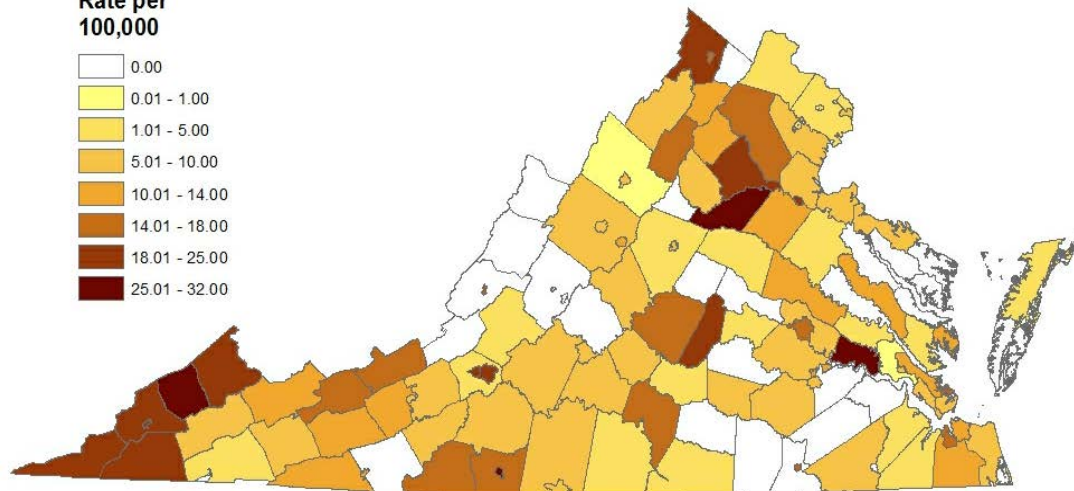
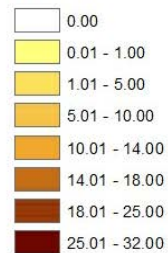
# Number of Fatal Opioid Overdoses by City/County of Injury, 2013

## Number of Deaths



# Rate of All Fatal Opioid Overdoses by City/County of Injury, 2013

## Rate per 100,000



# Source of Prescription Drugs

- Per ONDCP, the latest *National Survey on Drug Use and Health* shows:
  - > 70% of people who abused prescription pain relievers got them from friends or relatives
  - approximately 5 percent got them from a drug dealer or over the Internet

# Drug Stats per AWAReE

- Majority of teens who abuse prescription drugs say they're easy to get and often for free.
- Teens often combined prescription and OTC drugs with alcohol which can be potentially fatal.
- About 7 million Americans use prescription drugs, such as pain relievers, tranquilizers, and stimulants non-medically.
- Every 10 minutes a child younger than 6 is taken to the ED for medication poisoning.

# Drug Stats per ONDCP

- From 1997 to 2007, the milligram-per-person use of prescription opioids in the U.S. increased from 74 milligrams to 369 milligrams, an increase of 402%.
- In 2000, retail pharmacies dispensed 174 million prescriptions for opioids
- By 2009, 257 million prescriptions were dispensed, an increase of 48%.
- Increases in dispensing mirror increases in prescription drug abuse.

# Efforts in Recent Years to Increase Proper Storage and Disposal

- Guidance for disposal
  - FDA, ONDCP, EPA, etc.
- Drug take-back events
  - DEA and local
  - OAG roadmap for hosting event
- Increased awareness through education
- Increased opportunities for disposal
- Improved security of drug storage



# Past Barrier

- Federal rules prohibited transfer of a controlled substance from a non-DEA registrant to anyone else
- New rules, effective October 9, 2014

# Possible Recommendations of Storage/Disposal Workgroup

- *Increase awareness of importance for proper storage and disposal of prescription drugs?*
  - *Consumers?*
  - *Healthcare providers?*
  - *Law enforcement?*
  - *Anyone else?*

# Possible Recommendations of Storage/Disposal Workgroup

- *Encourage increased opportunities for convenient drug take-back programs?*
  - *Pharmacies?*
  - *Hospitals?*
  - *Law Enforcement?*

# Possible Recommendations of Storage/Disposal Workgroup

- *Increase awareness of how to properly dispose of prescription drug when no take-back program available?*
- *Other recommendations?*